

Effectiveness of using high-fidelity simulation on learning outcomes in undergraduate nursing education: systematic review and meta-analysis

S.I. TONAPA¹, M. MULYADI², K.H.M. HO³, F. EFENDI^{4,5}

¹College of Nursing, Kaohsiung Medical University, Kaohsiung, Taiwan

²School of Nursing, Faculty of Medicine, Universitas Sam Ratulangi, Manado, Indonesia

³The Nethersole School of Nursing, The Chinese University of Hong Kong, Hong Kong

⁴Faculty of Nursing, Universitas Airlangga, Surabaya, Indonesia

⁵School of Nursing and Midwifery, La Trobe University, Melbourne, Australia

Abstract. – OBJECTIVE: High-fidelity simulation-based learning, which mimics situation, environmental, and psychological exposure in the clinical setting, potentially helps nursing students acquire knowledge, confidence, and skills in learning clinical skills during the transition from pre-clinical to clinical practice. However, inconsistent evidence on its effect on learning outcomes was presented across the studies. The aim of our study was to review and analyze the effectiveness of high-fidelity simulation on learning outcomes in undergraduate nursing education.

MATERIALS AND METHODS: This study was a systematic review and meta-analysis of experimental studies. A literature search was conducted in four databases (CINAHL, SocINDEX, PubMed, and Web of Science) until July 2021. The Cochrane Risk of Bias Tool was used to appraise the studies' quality. The random-effect model was used to conduct a meta-analysis.

RESULTS: Fourteen studies were eligible for quantitative synthesis. The pooled effect indicated high-fidelity simulation-based learning significantly increased nursing students' knowledge acquisition (standardized mean difference [SMD]: 1.73, $p < 0.001$), self-confidence (SMD: 0.56, $p = 0.019$) and skills performance (SMD: 1.71, $p = 0.006$).

CONCLUSIONS: Stakeholders within the academic institution may consider enculturating the involvement of high-fidelity simulation as part of an innovative teaching strategy in nursing curricula. Therefore, when graduates enter the workforce, they can function quickly and practice confidently in clinical settings without bringing potential harm.

Key Words:

High-fidelity simulation, Learning outcomes, Meta-analysis, Nursing students, Nursing education, Education research.

Introduction

In the current situation, nursing education is challenged to link theoretical knowledge and practical experience¹. This gap needs to be bridged because nursing students will transition from pre-clinical to clinical practice as registered nurses. With regard to the COVID-19 pandemic, a large proportion of clinical nursing practicum has been suspended worldwide^{2,3}. This makes student nurses at the undergraduate level vulnerable when transitioning from pre-clinical to clinical practice, as the reality of clinical practice bears little resemblance to their experiences as students⁴. The use of simulation in nursing education allows nurse educators to replicate what happens in real environments and enable students to experience experiential learning^{5,6}. Simulators employed in clinical nursing education include anatomical or mechanical models, computer-based simulations, high-fidelity simulators, virtual-reality simulators, and simulated patients⁷. In particular, high-fidelity simulation has been utilized mainly because nursing education should ideally be oriented toward real-world situations in clinical settings^{4,8}. While there are few reviews^{9,10} on simulation in nursing education, to our knowledge, none have reviewed and quantified the meta-effects of high-fidelity simulations in nursing education. As high-fidelity simulations in nursing education will potentially be standard during the pandemic and thereafter^{1,2}, this systematic review fills a critical gap on the effectiveness of high-fidelity simulations.

Nursing education is demanded to prepare students by providing scientific and innovative

teaching methods that meet student expectations and respond to current demands in clinical settings¹¹. A high-fidelity simulation is thought to be the solution for nursing education to fulfill these demands. High-fidelity simulation is the creation of an event, situation, or environment that accurately reflects a clinical setting where the centerpiece of the environment is an interactive manikin simulator or standardized patient with the ability to respond to physiological parameters¹². The utilization of high-fidelity simulation in the hospital is recognized as a vital part of the staff development curricula and the best practice for the education or orientation of nursing personnel¹³. Although simulation-based learning is not comparable to practicum in the clinical setting because actual patients have complex responses¹⁴, a high-fidelity simulation provides a safe environment that enables students to practice and learn. In addition, high-fidelity simulations have several advantages over low-fidelity simulations. For instance, previous studies^{15,16} reported that students who trained with high-fidelity simulations showed a more positive attitude, increased critical thinking, and better performance with real patients than those who trained with low fidelity simulations.

In the context of nursing education, some of the evidence for the application of high-fidelity simulations has shown mixed findings on students' learning outcomes. For example, some studies^{17,18} have found no differences between high-fidelity simulation and control groups in nursing students' knowledge, satisfaction, and self-confidence. Also, a large-scale nationwide study conducted under the auspices of the National Council of State Boards of Nursing (NCSBN), which compared educational outcomes of students participating in 10 percent, 25 percent, and 50 percent of high-fidelity simulations indicated there were no significant differences in clinical competency, nursing knowledge assessments, or NCLEX-RN[®] pass rates¹⁹. However, these findings were not in line with previous original studies²⁰⁻²³ among nursing students who reported that high-fidelity simulations improve motivation and clinical judgment, knowledge acquisition, confidence, and core nursing competencies²⁴. As such, the benefits of high-fidelity simulations are inconclusive, which warrants a synthesis of findings to confirm the effects of high-fidelity simulations in nursing education.

A previous systematic review²⁵ covering studies from 2007-2017 reported that high-fidelity

simulations could reduce anxiety and increase self-confidence among nursing students. However, this study did not quantify the meta-effect of high-fidelity simulations. Another meta-analysis by Kim et al¹³ reported that high-fidelity simulation-based training had the largest effect on learning outcomes among students and nurse practitioners compared to other levels of fidelity. Considering the different levels of educational attainment and clinical learning outcomes among undergraduate and postgraduate student groups²⁶, it is necessary to examine the effects of high-fidelity simulation-based learning specifically on undergraduate nursing students. Additionally, investigation of the effectiveness of high-fidelity simulation is warranted because the implementation of such simulation was often costly for nursing education institution. Therefore, this study aims to review and analyze the effectiveness of high-fidelity simulation on learning outcomes for undergraduate nursing students.

Materials and Methods

Design

This is a systematic review and meta-analysis of experimental studies. This review was reported under the Preferred Reporting Items for Systematic Reviews and Meta-analysis (PRISMA) guidelines²⁷. In addition, the review protocol of this study was prospectively registered in the International Prospective Register of Systematic Reviews (PROSPERO) (CRD42021260731).

Search Strategy

A systematic search for articles published through December 2021 was conducted in CINAHL, Embase, SocINDEX, PubMed, and Web of Science with the help of an experienced medical librarian. The search involved the use of the controlled vocabulary Medical Subject Headings (MeSH) terms "nursing students," "undergraduate students," "high fidelity simulation," "experimental study," and "randomized controlled trial." In addition, these keywords were combined with Boolean operators ("AND," "OR").

Eligibility Criteria

The inclusion criteria for articles were determined according to the population, intervention, comparison, outcome, and study design (PICOS) framework²⁸ (Table I). The inclusion criteria were as follows: participants were undergradu-

Table I. PICO(S) framework.

PICO(S)	Description of detail
Population	Undergraduate nursing student
Intervention	Teaching with high-fidelity simulation
Comparison	Usual teaching method with traditional lecture, clinical rotation, and laboratory practicum with mannequin
Outcome	Learning outcomes expressed as knowledge acquisition, self-confidence, and skills performance
Study Design	Experimental study

ate nursing students who received high-fidelity simulation-based learning as the main intervention; the comparison was teaching that applied conventional or traditional lecture; study outcomes were learning experience that expressed as self-confidence and knowledge acquisition. The study design included in this review was a randomized controlled trial (RCT) or a quasi-experimental study. Studies were excluded if they were not published in English, were not peer-reviewed, did not implement a high-fidelity simulation, did not measure learning outcomes, were not experimental in nature, and did not provide sufficient data.

Screening and Selection of Studies

All retrieved studies were imported into End-Note X9 to exclude duplicate studies. Next, two reviewers independently screened the remaining studies' titles and abstract to assess their eligibility. A third reviewer was invited if there was a difference in opinion between the two reviewers. Finally, the full text was screened and evaluated for eligibility.

Data Extraction

One reviewer extracted data (author name, publication year, country, study design, population/study degree, simulation session, debriefing, simulation modality, interventions and comparisons, outcomes, and tool measurement) from the included studies and discussed it with a second reviewer if further clarification was needed.

Quality Appraisal

The quality of each RCT included in this study was assessed independently by two reviewers using Cochrane Collaboration's risk of bias for randomized trials (RoB-2)²⁹. Assessment items on the RoB-2 address bias arising from the randomization process, bias due to deviations from intended interventions, bias due to missing outcome data, bias in the measurement of the

outcome, and bias in selecting the reported result. Items are measured as "low risk of bias," "some concerns," or "high risk of bias."

The intervention studies without randomization were assessed using a modified risk of bias in non-randomized studies of interventions (ROBINS)³⁰. ROBINS focuses on the aspect of bias due to confounding, bias in the selection of participants, bias in the classification of interventions, bias due to deviations from intended interventions, bias due to missing data, bias in the measurement of outcomes, and bias in the selection of the reported result. Risk of bias is measured as "low risk," "moderate risk," "serious risk" or "critical risk." If the assessment was not unanimous for each item, the supervisor of the review team was invited to resolve the conflict.

Statistical Analysis

The extracted data from each study were transformed into a pre-calculated effect size with Campbell Collaboration, which uses an equation that considers the mean gain scores, pre- and post-intervention standard deviation (SD), and the correlation coefficient (r) between the pre- and post-intervention results. A conservative estimated value ($r = 0.5$) was applied because most studies³¹ did not report the r values between the pre- and post-intervention scores.

As various knowledge acquisition and confidence scales were used in the reviewed studies, standardized mean difference (SMD) was used to estimate the effect size of each study. The effect size was interpreted as small (0.2), medium (0.5), or large (0.8). The SMD with a 95% confidence interval (95% CI) was used to calculate the pooled effect size using Comprehensive Meta-Analysis® Version 3.0 (Biostat, Englewood, NJ, USA). The significance level of pooled effect size was set at $p < 0.05$. Additionally, heterogeneity was estimated using Cochran's Q ($p < 0.01$ was considered significant), Tau-squared (τ^2), and

the I-squared (I^2) indicated the percentage of observed variance explained by the heterogeneity. When heterogeneity was present, the random-effects model was applied to avoid underestimating the heterogeneity between treatments³¹.

A sensitivity analysis was performed using the “remove one study” method, where each study’s impact on the stability of overall effect size is assessed. Finally, we tested the possibility of publication bias *via* Egger’s regression intercept and the Begg and Mazumdar Rank test; publication bias was identified when $p < 0.05$ ³².

teria for the following reasons: participants were not nursing students ($n = 18$), the intervention did not involve a high-fidelity simulation ($n = 143$), the study was a review ($n = 7$), and the article was an editorial ($n = 1$). A total of 40 studies were screened in full to assess eligibility. Of these, 28 studies were excluded: 14 did not utilize high-fidelity simulation, 12 did not meet outcomes, one was a qualitative study, and two did not provide mean and SD scores. A total of 12 studies met the selection criteria and included two studies from another review. Thus, 14 studies were included in the meta-analysis (Figure 1).

Results

Identification of Studies and Study Selection

From the four databases, we initially identified 281 articles. Of these, 72 were duplicates. The titles and abstracts of the remaining 209 studies were screened, and 169 studies were deemed ineligible because they did not meet the PICOS cri-

The Methodological Quality of Reviewed Studies

The overall risk of bias and risk of bias for each study are shown in Figure 2. Various degrees of risk of bias from low to moderate were found in the included studies. For example, two of the six RCTs had a risk of bias due to deviations from the intended intervention^{33,34}. For the non-randomized studies, two of the eight studies had a mod-

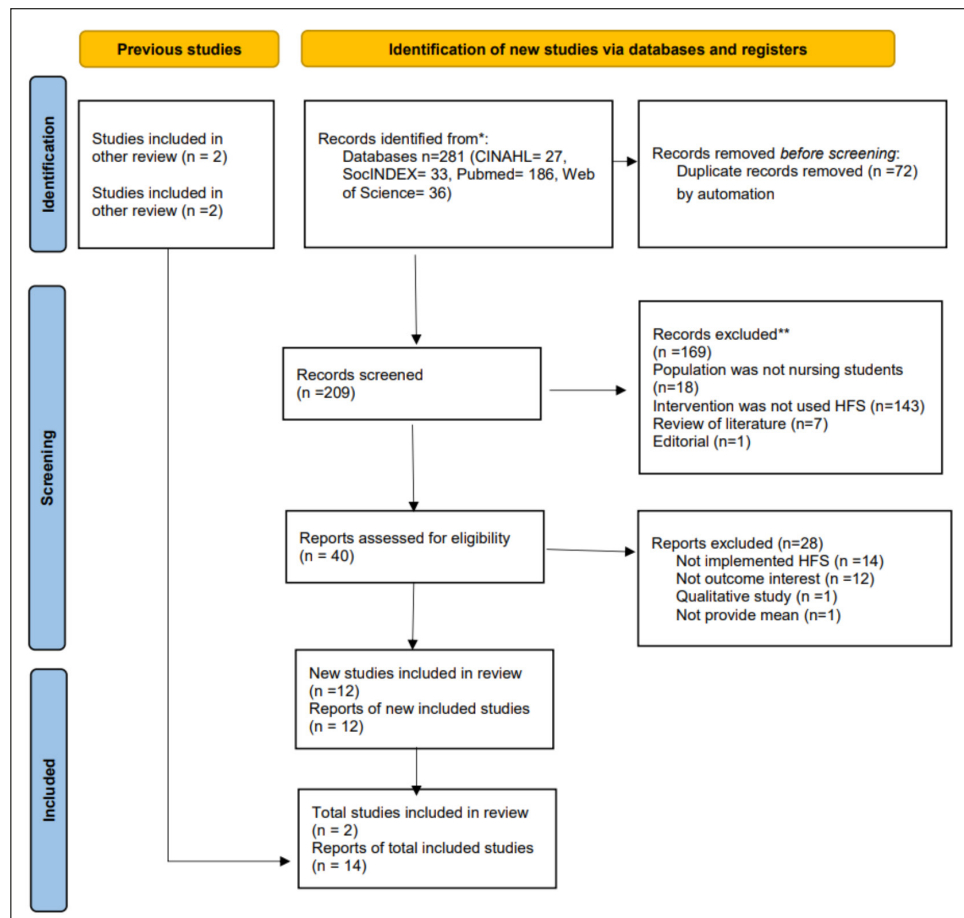


Figure 1. PRISMA Diagram – the process of study selection.

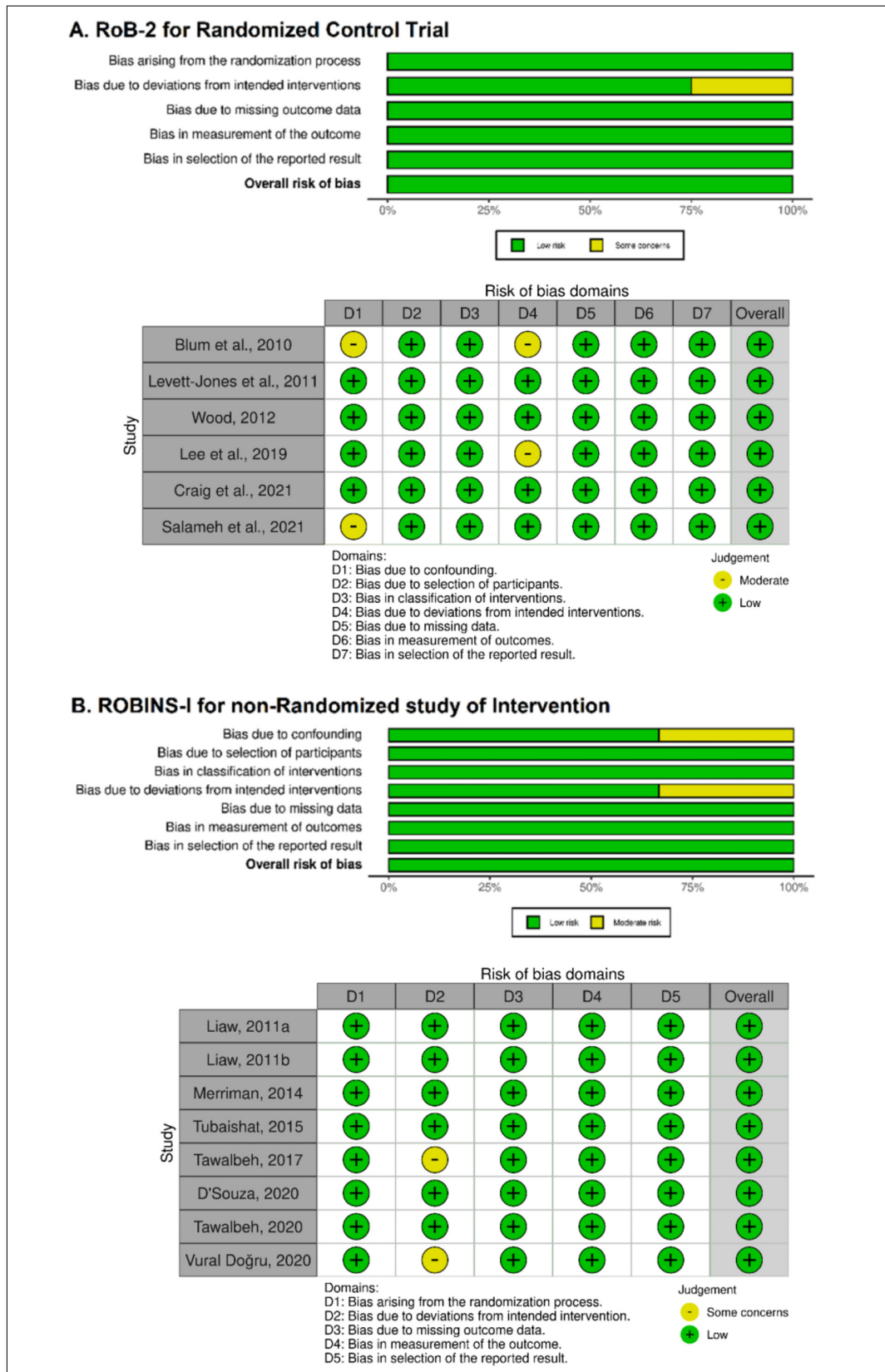


Figure 2. Overall risk of bias and risk of bias among included studies.

erate risk of confounding bias^{35,36}, and two of the eight studies had a moderate risk of performance bias^{35,37}. In sum, the overall risk of bias in the 14 studies was low.

Study Characteristics

Detailed characteristics of the included studies are shown in Table II. Of the 14 studies that were reviewed, six were RCTs, and eight were quasi-experimental. Five of the reviewed studies were conducted in the USA^{35,38-41}, three in Jordan^{33,42,43} and one each in Australia¹⁸, United Kingdom⁴⁴, Taiwan³⁷, Turkey³⁴, Canada²³, and Palestine³⁶.

A total of 1,094 undergraduate nursing students were included in the 14 studies. Of them, 545 were in an intervention group, while 549 were in a control group. In the present study, nursing students in the intervention groups received high-fidelity simulation-based learning, while those in the control groups received typical learning methods such as regular lectures, skills labs with a static mannequin, and clinical practicums. Three studies^{18,23,33} included a single session, six had multiple sessions^{36-38,40-42}, and five did not report the number of sessions^{34,35,39,43,44}. Regarding intervention modality, all the studies used manikin simulator technology. In addition, all reviewed studies conducted debriefing sessions after the simulation(s).

Eight of the 14 studies examined learning outcomes by measuring nursing students' knowledge acquisition in various contexts, including knowledge about managing patients with life-threatening and critical conditions^{18,37,43}, cardiovascular, respiratory, and neurological systems⁴², and performing nursing care plans such as cardiac auscultation, medication administration, and how to measure and monitor vital parameters^{34,36,38}. All of the studies utilized validated instruments, either previously developed or newly self-developed instruments. Six studies^{18,22,34,36,41,43} measured knowledge acquisition with self-developed multiple-choice questions (MCQ), one study³⁸ used the Medication Safety Knowledge Assessment (MSKA), and one study³⁷ used the Simulation-Based Learning Evaluation Scale (SBLES).

Five of the 14 studies examined learning outcomes by measuring nursing students' self-confidence in performing various tasks, such as in the management of cardiovascular, respiratory, and neurological health problems⁴²; management of diabetes ketoacidosis²³; management of

respiratory emergency³³; and medication administration³⁵. All the studies utilized validated instruments, either previously developed or newly self-developed instruments. Three studies^{33,35,41} measured students' confidence with a self-developed questionnaire, and one used the student satisfaction and self-confidence in learning (SSSCL) scale.

Among the 14 studies, four studies^{39-41,44} examined learning outcomes by measuring nursing students' skills performance in performing the management patients with clinical deterioration condition. All the studies utilized validated instruments, either previously developed or newly self-developed instruments. Two studies^{18,40} measured students' skills performance with a Rescuing a Patient in Deteriorating Situation Tool (RAPIDS-Tool), one used critical assessment competency examination, and one used the objective structured clinical examination (OSCE) checklist.

Effects of High-Fidelity Simulation-Based Learning on Students' Knowledge Acquisition

In the eight studies that involved 682 students, we analyzed the effect of high-fidelity simulation on students' knowledge acquisition. The pooled SMD using a random-effects model was 1.73 (95% CI: 0.99-2.47, $p < 0.001$), with considerable heterogeneity ($\tau^2 = 0.83$, $Q = 57.19$, $df = 7$, $I^2 = 87.76\%$) (Figure 3). These results suggest that teaching with high-fidelity simulation had a statistically significant effect on students' knowledge acquisition compared with usual teaching methods.

Effects of High-Fidelity Simulation-Based Learning on Students' Self-Confidence

Five studies involved 327 students; we analyzed the effect of high-fidelity simulation on students' self-confidence. The pooled SMD using a random-effects model was 0.56 (95% CI: 0.05-1.08, $p = 0.019$), with considerable heterogeneity ($\tau^2 = 0.25$, $Q = 17.91$, $df = 4$, $I^2 = 77.67\%$) (Figure 3). These results suggest that teaching with high-fidelity simulation had a statistically significant effect on students' self-confidence compared with usual teaching methods.

Effects of High-Fidelity Simulation-Based Learning on Students' Skills Performance

Four studies involved 181 students; we analyzed the effect of high-fidelity simulation on students' skills performance. The pooled SMD

Table II. Characteristics of the included studies.

Author, year, country	Study design	Participants	Intervention group					Control group	Outcomes and measurements tools
			Nursing Context	Description of simulation	Debriefing	Number of simulation sessions	Modality		
Blum et al ³⁵ , 2010, USA	Quasi-experimental	53 nursing students (junior year)	Health assessment and skills course	Used an HFS to demonstrate skill competency	Yes	Unknown	Manikins simulator	Practiced skill competency with task trainers and student volunteers	Confidence: student responses
Liaw et al ⁴⁰ , 2011 ^a , USA	Randomized controlled trial reporting of	31 third-year nursing students	Assessing, managing and reporting of patients with physiological deterioration	Simulation laboratory Sim-Man patient simulator	Yes	Four session simulator	Manikins activities	Laboratory performance:	Skills performance: RAPIDS-Tool
Liaw et al ⁴¹ , 2011 ^b , USA	RCT	31 nursing students (third year)	Assessment of deteriorating conditions	Role play as a staff nurse to perform appropriate nursing assessment and interventions for the clinical deterioration event	Yes	Four session	Manikins simulator	Traditional lecture	Knowledge: validated multiple choice questions (MCQ) Confidence: Self-confidence scale (C-Scale)
Levett-Jones et al ¹⁸ , 2011, Australia	Quasi-experimental	84 nursing students (third year)	Clinical deterioration in an elderly	Used an HFS to practice response to clinical deterioration in an older adult	Yes	One session	Manikins simulator	Practiced responses using full-body mannequin	Knowledge: self-developed MCQ
Wood and Toronto ³⁹ , 2012, USA	Quasi-experimental	85 nursing students (second year)	Critical assessment competency skills	Used an HFS to practice assessment competency skills	Yes	Unknown	Manikins simulator	Traditional practicum for critical assessment skills	Skills performance: Critical assessment competency examination

Continued

Table II (Continued). Characteristics of the included studies.

Author, year, country	Study design	Participants	Intervention group					Control group	Outcomes and measurements tools
			Nursing Context	Description of simulation	Debriefing	Number of simulation sessions	Modality		
Merriman et al ⁴⁴ , 2014, United Kingdom	RCT	34 nursing students (first-year)	Assessing and managing a deteriorating patient	Used an HFS to practice relation to assessing and managing a deteriorating patient	No	Unknown	Manikins simulator	Classroom based teaching	Skills performance: The objective structured clinical examination (OSCE) checklist Confidence: general perceived self efficacy and self-reported competency scores (GPSEC)
Tubaishat & Tawalbeh ⁴³ , 2015, Jordan	RCT	91 nursing students (fourth year)	Interpretation and management of cardiac arrhythmias	Used an HFS of cardiac arrhythmia	Yes	Unknown	Manikins simulator	Received a traditional lecture	Knowledge: self-developed structured questionnaire
Tawalbeh ³³ , 2017, Jordan	RCT	69 nursing students	Cardiopulmonary assessment skills	Received traditional theoretical education Used an HFS of a respiratory emergency	Yes	One session	Manikins simulator	Received traditional theoretical education and took part in traditional laboratory activities	Confidence: validated instruments
Lee et al ³⁷ , 2019, Taiwan	Pretest-posttest comparison	100 nursing students (second year)	Course of advanced acute care in adult	Used an HFS of a patient in the intensive care unit	Yes	Four sessions	Manikins simulator	Took part in traditional courses and case studies modified from the simulation scenario discussions	Knowledge: SBLES

Continued

Table II (Continued). Characteristics of the included studies.

Author, year, country	Study design	Participants	Intervention group					Control group	Outcomes and measurements tools
			Nursing Context	Description of simulation	Debriefing	Number of simulation sessions	Modality		
D'Souza et al ²³ , 2020, Canada	RCT	140 nursing students	Diabetes ketoacidosis in critical care	Reviewed clinical lab skills Used and HFS of a diabetes ketoacidosis simulation	Yes	One session	Manikins simulator	Attended clinical practice in the acute medical unit	Confidence: the SSSCL
Tawalbeh ²² , 2020, Jordan	RCT	76 nursing students	Performing critical care intervention	Theoretical lectures Used HFSs about cardiovascular, respiratory, and neurological health problems	Yes	Nine sessions	Manikins simulator	Attended theoretical lectures and clinical training in-hospital	Knowledge: validated MCQ
Vural Dođru & Zengin Aydın ³⁴ , 2020, Turkey	RCT	72 nursing students (first year)	Cardiac auscultation	Cardiac auscultation training using an HFS	Yes	Unknown	Manikins simulator	Received traditional teaching with laboratory work using a static manikin	Knowledge: self-developed MCQ
Craig et al ³⁸ , 2021, USA	Quasi-experimental	77 nursing students (third year)	Safe medication administration	Used an HFS about medication administration Attended a clinical rotation on clinical units	Yes	Three sessions	Manikins simulator	Received standard training skills labs and continued to the clinical unit	Knowledge: the MSKA
Salameh, et al ³⁶ 2021, Palestine	Quasi-experimental	151 nursing students (fourth year)	Simulation on mechanical ventilation	Regular course work for the advanced nursing course used an HFS about performing nursing care plans such as measuring and monitoring vital parameters	Yes	Six sessions	Manikins simulator	Took part in regular course work for the advanced nursing course	Knowledge: self-developed MCQ

RCT: Randomized controlled trial, HFS: high-fidelity simulation, RAPIDS-Tool: Rescuing a Patient in Deteriorating Situation Tool, SBLES: Simulation-Based Learning Evaluation Scale, MSKA: Medication Safety Knowledge Assessment, SSSCL: Student Satisfaction and Self Confidence in Learning, MCQ: Multiple Choice Questions.

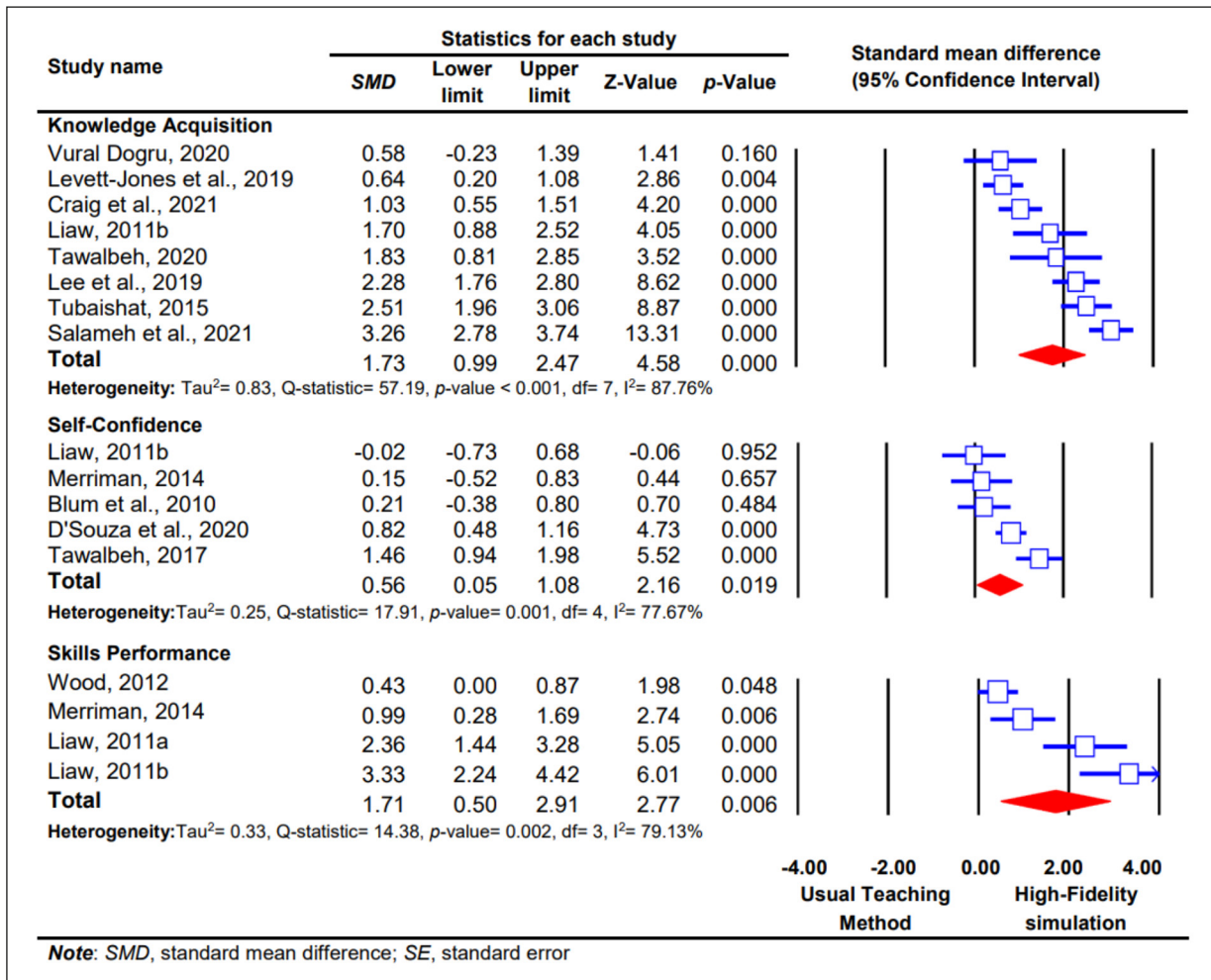


Figure 3. The effects of high-fidelity simulations on students’ knowledge acquisition, self-confidence, and skills performance.

using a random-effects model was 1.71 (95% CI: 0.50-2.91, $p = 0.006$), with considerable heterogeneity ($\tau^2 = 0.33$, $Q = 14.38$, $df = 3$, $I^2 = 79.13\%$) (Figure 3). These results suggest that teaching with high-fidelity simulation had a statistically significant effect on students’ skills performance compared with usual teaching methods.

Publication Bias

The results of the publication bias analysis are provided in Table III. Indication for publication

bias ($p > 0.05$) was not found with Egger’s regression or the Begg and Mazumdar Rank test, which suggests potential considerable publication bias relatively small.

Sensitivity Analysis

The “leave-one study” results are shown in Figure 4. The sensitivity analysis indicated no significant change in SMD, and heterogeneity was still present after removing studies with the heaviest weight^{18,23,39}.

Table III. Publication bias.

Outcome	Begg and Mazumdar Rank			Egger’s Regression		
	Tau	Z-value	p-value	Intercept	t-value	p-value
Knowledge acquisition	0.178	0.618	0.536	-3.710	1.146	0.334
Self-confidence	-0.500	1.224	0.220	-3.710	1.146	0.334
Skills performance	0.500	1.019	0.308	5.840	2.399	0.138

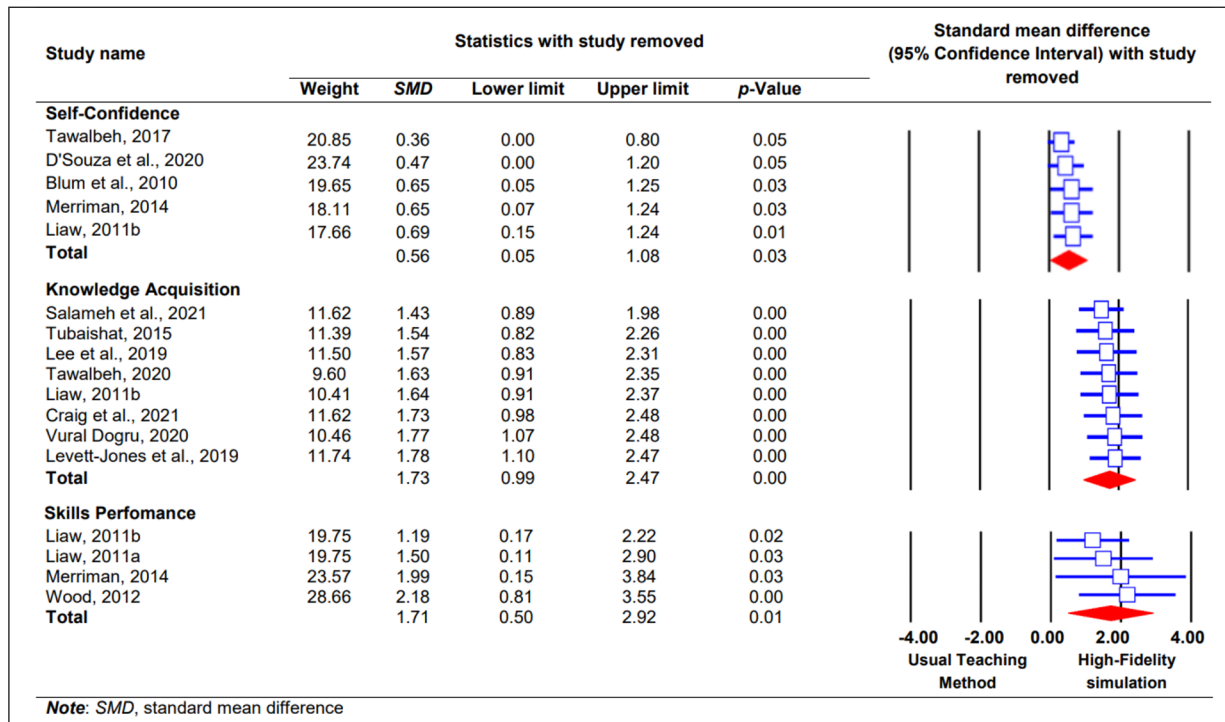


Figure 4. Sensitivity analysis.

Discussion

High-fidelity simulations address the gap between theoretical knowledge and performance in various practice contexts^{23,37,38}. We analyzed 14 studies about the effectiveness of high-fidelity simulation-based learning in undergraduate nursing education. The present review highlighted high-fidelity simulation relatively moved on to incorporating emerging technology such as interactive manikins' simulators. The use of technology is essential to meet students' preferences, which promotes effective learning⁴⁵. High-fidelity simulation in this review was characterized by the involvement of scenario and debriefing sessions as the essential part of the simulation. The main findings from the meta-analysis confirm that high-fidelity simulation-based learning is correlated with improved knowledge acquisition, self-confidence, and skills performance among undergraduate nursing students. For students, being confident, well-comprehending, and proficient with specific clinical skills will allow more autonomous practice and ultimately contribute to nurses' and patients' satisfaction⁴⁶. In addition, nursing students gaining self-confidence, skills, and knowledge before graduation enables them to achieve

satisfaction in their professional lives^{46,47}. These results can guide educators to prepare graduates' by connecting education and clinical practice through the high-fidelity simulation method, which can complement conventional learning. Nevertheless, literature about high-fidelity simulation in the present review remained in its infancy because it mainly focused on students' knowledge acquisition, confidence, and skills, while little is known about its acceptability to faculty and learners alike.

Findings from the present study confirmed that high-fidelity simulation-based learning improves students' knowledge acquisition among nursing students. This is in line with a recent meta-analysis by Mulyadi et al⁶, which reported that simulation technology-based learning, which involves high-fidelity simulation technology, effectively improves knowledge acquisition among undergraduate nursing students. Students exposed to high-fidelity simulations experience more complicated scenarios that are similar to those encountered in the real world⁴⁸, so they usually experience stronger emotional connections, visualizations, and learning associations that occur during hands-on experiences⁴⁹. The improvement of knowledge acquisition may also be attributed to the debriefing sessions commonly found in the

reviewed studies. Debriefing is a valuable element in simulation, in which students can receive direct feedback or corrections from instructors following the simulations⁵⁰. Debriefing allows students to consolidate and systematize their new knowledge, memorize information, reflect, and organize their thoughts^{51,52}. Thus, incorporating high-fidelity simulations into the curriculum can be beneficial to students because it allows for repetitive practice and encourages debriefing sessions and feedback, which can help students develop the ability to provide professional nursing care.

The pooled effect size from four studies indicated that high-fidelity simulation-based learning is correlated with increased self-confidence among undergraduate nursing students. This finding fills a gap in previous studies¹⁷, which have reported inconsistent findings regarding the effects of high-fidelity simulation on nursing students' confidence. Increased self-confidence may have been found because high-fidelity simulations provide an environment very close to what they expect in the clinical situation. The increased self-confidence may also be because most of the studies included multiple simulation sessions. High-fidelity simulations with multiple scenarios may enrich students' knowledge and learning experiences by helping them consider human interactions and complex diseases⁴⁸. The correlation between high-fidelity simulations and increased self-confidence is particularly noteworthy because maintaining and promoting self-confidence is essential to preparing nursing students for clinical practice. Thus, their simulation experience can be helpful in preparing them to provide professional nursing care after graduation^{4,53}. Furthermore, from the graduate perspective, evidence shows that they have felt the high-fidelity simulation program contributed to their readiness in clinical practice and reduced challenges during the transition period^{54,55}.

Limitations

Several limitations of the current study should be considered. First, a limited number of studies met the inclusion criteria. Second, the context of high-fidelity simulation in the present study was quite broad (heterogeneous). It was shown that each study we analyzed did not share a typical effect size. Due to only a few included studies, we could not perform meta-regression or moderator analyses to explore the source of heterogeneity in the present study. Third, we only included studies

published in English, which might have excluded important data from papers published in other languages. Finally, the literature included mainly focused on students' knowledge acquisition and confidence. Future research should further investigate other aspects of high-fidelity simulation, including its acceptability to faculty and learners alike.

This study has implications for nursing policy in educational sector. The integration of simulation in nursing education curricula had been advocated by the National League of Nursing and the National Council of State Boards of Nursing, however, no high-quality evidence supports this recommendation⁵⁶. With results from the present study, this finding can be used as evidence-based for stakeholders within the academic institution to consider utilizing high-fidelity simulation in nursing education.

Conclusions

The cumulative evidence is conclusive that the utilization of high-fidelity simulation is a more beneficial teaching method to students than usual learning methods. When nursing students enter the workforce, they are expected to provide professional nursing care. The high-fidelity simulation replicates what nurse educators think might happen in clinical practice. It can be used as a teaching method to improve undergraduate nursing students' knowledge acquisition, self-confidence, and skills performance. Suggesting educators may consider using high-fidelity simulations to prepare them to transition from pre-clinical to clinical practice. Integrating high-fidelity simulation as part of teaching strategy allows educators to provide students an overview of clinical practice by learning in a safe and realistic environment. As an implication for nursing education, educators can build high-fidelity simulation experiences based on what industry or clinical practice demands, this may allow students to experience and put into practice what is expected. Therefore, when graduates enter the workforce, they can function quickly and practice confidently in clinical settings without bringing potential harm.

Conflict of Interest

The authors declared no potential conflicts of interest with respect to the research, authorship, and/or publication of this work.

Funding

None.

Authors' Contribution

F. Efendi was the principal investigator in the study. S.I. Tonapa, M. Mulyadi, F. Efendi, K. H. Man Ho designed the study. SIT, M. Mulyadi, F. Efendi performed data collection. S.I. Tonapa carried out data analysis. All authors have contributed to, written, revised, and approved the final manuscript.

ORCID ID

Santo Imanuel Tonapa: 0000-0002-9730-1939; Mulyadi Mulyadi: 0000-0003-0632-3452; Ken Hok Man Ho: 0000-0003-4934-2450; Ferry Efendi: 0000-0001-7988-9196.

Ethics Committee and Informed Consent

Not applicable.

Data Availability

All data generated or analyzed during this study are included in this published article.

References

- 1) Agu CF, Stewart J, McFarlane-Stewart N, Rae T. COVID-19 pandemic effects on nursing education: looking through the lens of a developing country. *Int Nurs Rev* 2021; 68: 153-158.
- 2) Peachey L, McParland T, Goldsworthy S, Williams V. P Stands for Pivot: Pivoting Face-to-Face Practicum to Virtual Simulation during the Pandemic. *Clin Simul Nurs* 2021; 57: 53-58.
- 3) Michel A, Ryan N, Mattheus D, Knopf A, Abuelezam NN, Stamp K, Branson S, Hekel B, Fontenot HB. Undergraduate nursing students' perceptions on nursing education during the 2020 COVID-19 pandemic: A national sample. *Nurs Outlook* 2021; 69: 903-912.
- 4) Davies H, Sundin D, Robinson S, Jacob E. Does participation in extended immersive ward-based simulation improve the preparedness of undergraduate bachelor's degree nursing students to be ready for clinical practice as a registered nurse? An integrative literature review. *J Clin Nurs* 2021; 30: 2897-2911.
- 5) Eyikara E, Baykara ZG. The importance of simulation in nursing education. *World Journal on Educational Technology: Current Issues* 2017; 09: 02-07.
- 6) Mulyadi M, Tonapa SI, Rompas SSJ, Wang RH, Lee BO. Effects of simulation technology-based learning on nursing students' learning outcomes: A systematic review and meta-analysis of experimental studies. *Nurse Educ Today* 2021; 107: 105127.
- 7) Akaike M, Fukutomi M, Nagamune M, Fujimoto A, Tsuji A, Ishida K, Iwata T. Simulation-based medical education in clinical skills laboratory. *J Med Invest* 2012; 59: 28-35.
- 8) Rojo-Rojo A, Soto-Castellón MB, García-Méndez JA, Leal-Costa C, Adánez-Martínez MG, Pujalte-Jesús MJ, Díaz-Agea JL. Training with High Fidelity Simulation in the Care of Patients with Coronavirus - A Learning Experience in Native Health Care Multi-Professional Teams. *Healthc* 2021; 9: 1260.
- 9) Foronda CL, Fernandez-Burgos M, Nadeau C, Kelley CN, Henry MN. Virtual Simulation in Nursing Education: A Systematic Review Spanning 1996 to 2018. *Simul Healthc* 2020; 15: 46-54.
- 10) Rutherford-Hemming T, Alfes CM, Breymier TL. A Systematic Review of the Use of Standardized Patients as a Simulation Modality in Nursing Education. *Nurs Educ Perspect* 2019; 40: 84-90.
- 11) Ghasemi MR, Moonaghi HK, Heydari A. Strategies for sustaining and enhancing nursing students' engagement in academic and clinical settings: a narrative review. *Korean J Med Educ* 2020; 32: 103-117.
- 12) Carey JM, Rossler K. The how when why of high fidelity simulation. *StatPearls* 2022.
- 13) Kim J, Park JH, Shin S. Effectiveness of simulation-based nursing education depending on fidelity: a meta-analysis. *BMC Med Educ* 2016; 16: 152.
- 14) Dunnington RM. Presence with Scenario-Based High Fidelity Human Patient Simulation. *Nurs Sci Q* 2014; 27: 157-164.
- 15) Ka Ling F, Lim Binti Abdullah K, Seng Chiew G, Danaee M, Chan CMH. The Impact of High Fidelity Patient Simulation on the Level of Knowledge and Critical Thinking Skills in Code Blue Management Among Undergraduate Nursing Students in Malaysia. *SAGE Open* 2021; 11: 1-10.
- 16) De Giovanni D, Roberts T, Norman G. Relative effectiveness of high- versus low-fidelity simulation in learning heart sounds. *Med Educ* 2009; 43: 661-668.
- 17) Herron EK, Powers K, Mullen L, Burkhart B. Effect of case study versus video simulation on nursing students' satisfaction, self-confidence, and knowledge: A quasi-experimental study. *Nurse Educ Today* 2019; 79: 129-134.
- 18) Levett-Jones T, Lapkin S, Hoffman K, Arthur C, Roche J. Examining the impact of high and medium fidelity simulation experiences on nursing students' knowledge acquisition. *Nurse Educ Pract* 2011; 11: 380-383.
- 19) Hayden JK, Smiley RA, Alexander M, Kardong-Edgren S, Jeffries PR. The NCSBN National Simulation Study: A Longitudinal, Randomized, Controlled Study Replacing Clinical Hours with Simulation in Prelicensure Nursing Education. *J Nurs Regul* 2014; 5: S3-S40.

- 20) Fawaz MA, Hamdan-Mansour AM. Impact of high-fidelity simulation on the development of clinical judgment and motivation among Lebanese nursing students. *Nurse Educ Today* 2016; 46: 36-42.
- 21) Karadas MM, Terzioglu F. The impact of the using high-fidelity simulation and standardized patients to management of postpartum hemorrhage in undergraduate nursing students: A randomized controlled study in Turkey. *Health Care Women Int* 2019; 40: 597-612.
- 22) Tawalbeh LI. Effect of simulation modules on Jordanian nursing student knowledge and confidence in performing critical care skills: A randomized controlled trial. *Int J Africa Nurs Sci* 2020; 13: 100242.
- 23) D'Souza MS, Labrague LJ, Karkada SN, Parahoo K, Venkatesaperumal R. Testing a diabetes ketoacidosis simulation in critical care nursing: A randomized control trial. *Clin Epidemiology Glob Health* 2020; 8: 998-1005.
- 24) Lee J, Lee Y, Lee S, Bae J. Effects of high-fidelity patient simulation led clinical reasoning course: Focused on nursing core competencies, problem solving, and academic self-efficacy. *Jpn J Nurs Sci* 2016; 13: 20-28.
- 25) Labrague LJ, McEnroe-Petitte DM, Bowling AM, Nwafor CE, Tsaras K. High-fidelity simulation and nursing students' anxiety and self-confidence: A systematic review. *Nurs Forum* 2019; 54: 358-368.
- 26) Keating SB. *Curriculum Development and Evaluation in Nursing*. Springer, 2015.
- 27) Page MJ, McKenzie JE, Bossuyt PM, Boutron I, Hoffmann TC, Mulrow CD, Shamseer L, Tetzlaff JM, Akl EA, Brennan SE, Chou R, Ghanville J, Grimshaw JM, Hrobjartsson A, Lalu MM, Li T, Loder EW, Mayo-Wilson E, McDonald S, McGuinness LA, Stewart LA, Thomas J, Tricco AC, Welch VA, Whiting P, Moher D. The PRISMA 2020 statement: an updated guideline for reporting systematic reviews. *BMJ* 2021; 372: 71.
- 28) Amir- Behghadami M, Janati A. Population, Intervention, Comparison, Outcomes and Study (PICOS) design as a framework to formulate eligibility criteria in systematic reviews. *Emerg Med J* 2020; 37: 387.
- 29) Sterne JAC, Savovic J, Page MJ, Elbers RG, Blencowe NS, Boutron I, Cates CJ, Cheng HY, Corbett MS, Eldridge SM, Emberson JR, Hernan MA, Hopewell S, Hrobjartsson A, Junqueira DR, Juni P, Kirkham JJ, Lasserson T, Li T, McAleenan A, Reeves BC, Shepperd S, Shrier I, Stewart LA, Tilling K, White IR, Whiting PF, Higgins JPT. RoB 2: a revised tool for assessing risk of bias in randomised trials. *BMJ* 2019; 366: 4898.
- 30) Sterne JA, Hernan MA, Reeves BC, Savovic J, Berkman ND, Viswanathan M, Henry D, Altman DG, Ansari MT, Boutron I, Carpenter JR, Chan AW, Churchill R, Deeks JJ, Hrobjartsson A, Kirkham J, Juni P, Loke YK, Pigott TD, Ramsay CR, Regidor D, Rothstein HR, Sandhu L, Santaguida PL, Schunemann HJ, Shea B, Shrier I, Tugwell P, Turner L, Valentine JC, Waddington H, Waters E, Wells GA, Whiting PF, Higgins JP. ROBINS-I: a tool for assessing risk of bias in non-randomised studies of interventions. *BMJ* 2016; 355: 4919.
- 31) Borenstein M, Hedges LV, Higgins JPT, Rothstein HR. *Introduction to Meta-Analysis*. Wiley, 2021.
- 32) Rothstein HR, Sutton AJ, Borenstein M. *Publication Bias in Meta-Analysis: Prevention, Assessment and Adjustments*. Wiley, 2006.
- 33) Tawalbeh LI. Effect of Simulation on the Confidence of University Nursing Students in Applying Cardiopulmonary Assessment Skills: A Randomized Controlled Trial. *J Nurs Res* 2017; 25: 289-295.
- 34) Vural Doğru B, Zengin Aydın L. The effects of training with simulation on knowledge, skill and anxiety levels of the nursing students in terms of cardiac auscultation: A randomized controlled study. *Nurse Educ Today* 2020; 84: 104216.
- 35) Blum CA, Borglund S, Parcels D. High-fidelity nursing simulation: impact on student self-confidence and clinical competence. *Int J Nurs Educ Scholarsh* 2010; 7: 18.
- 36) Salameh B, Ayed A, Kassabry M, Lasater K. Effects of a Complex Case Study and High-Fidelity Simulation on Mechanical Ventilation on Knowledge and Clinical Judgment of Undergraduate Nursing Students. *Nurse Educ* 2021; 46: E64-E69.
- 37) Lee BO, Liang HF, Chu TP, Hung CC. Effects of simulation-based learning on nursing student competences and clinical performance. *Nurse Educ Pract* 2019; 41: 102646.
- 38) Craig SJ, Kastello JC, Cieslowski BJ, Rovnyak V. Simulation strategies to increase nursing student clinical competence in safe medication administration practices: A quasi-experimental study. *Nurse Educ Today* 2021; 96: 104605.
- 39) Wood RY, Toronto CE. Measuring Critical Thinking Dispositions of Novice Nursing Students Using Human Patient Simulators. *J Nurs Educ* 2012; 51: 349-352.
- 40) Liaw SY, Rethans JJ, Scherpbier A, Piyanee KY. Rescuing A Patient In Deteriorating Situations (RAPIDS): A simulation-based educational program on recognizing, responding and reporting of physiological signs of deterioration. *Resuscitation* 2011; 82: 1224-1230.
- 41) Liaw SY, Scherpbier A, Rethans JJ, Klainin-Yobas P. Assessment for simulation learning outcomes: A comparison of knowledge and self-reported confidence with observed clinical performance. *Nurse Educ Today* 2011; 32: e35-e39.
- 42) Tawalbeh LI. Effect of simulation modules on Jordanian nursing student knowledge and confidence in performing critical care skills: A randomized controlled trial. *Int J Africa Nurs Sci* 2020; 13: 100242.
- 43) Tubaishat A, Tawalbeh LI. Effect of Cardiac Arrhythmia Simulation on Nursing Students' Knowl-

- edge Acquisition and Retention. *West J Nurs Res* 2015; 37: 1160-1174.
- 44) Merriman CD, Stayt LC, Ricketts B. Comparing the Effectiveness of Clinical Simulation versus Didactic Methods to Teach Undergraduate Adult Nursing Students to Recognize and Assess the Deteriorating Patient. *Clin Simul Nurs* 2014; 10: e119-e127.
- 45) Hwang GJ, Chang CY. Facilitating decision-making performances in nursing treatments: a contextual digital game-based flipped learning approach. *Interact Learn Environ* 2020: 1-16.
- 46) White KA. Self-Confidence: A Concept Analysis. *Nurs Forum* 2009; 44: 103-114.
- 47) Roh YS, Lee WS, Chung HS, Park YM. The effects of simulation-based resuscitation training on nurses' self-efficacy and satisfaction. *Nurse Educ Today* 2013; 33: 123-128.
- 48) Moran V, Wunderlich R, Rubbelke C. *Simulation: Best Practices in Nursing Education*. Springer International Publishing, 2018.
- 49) Starodub R, Abella BS, Hoyt-Brennan AM, Leary M, Mancini ME, Chittams J, Riegel B. A comparative study of video lecture versus video lecture and high fidelity simulation for training nurses on the delivery of targeted temperature management after cardiac arrest. *Int Emerg Nurs* 2020; 49: 100829.
- 50) Ostovar S, Allahbakhshian A, Gholizadeh L, Diza-ji SL, Sarbakhsh P, Ghahramanian A. Comparison of the effects of debriefing methods on psychomotor skills, self-confidence, and satisfaction in novice nursing students: A quasi-experimental study. *J Adv Pharm Technol Res* 2018; 9: 107-112.
- 51) Cheng A, Morse KJ, Rudolph J, Arab AA, Runnacles J, Eppich W. Learner-Centered Debriefing for Health Care Simulation Education: Lessons for Faculty Development. *Simul Healthc* 2016; 11: 32-40.
- 52) Coutinho VRD, Martins JCA, Pereira F. Structured debriefing in nursing simulation: students' perceptions. *J Nurs Educ Pract* 2016; 6: 127-134.
- 53) Tseng H, Hill L. The Impact of High-Fidelity Simulation on Nursing Student's Flexible and Reflective Thinking in Higher Education. *High Learn Res Commun* 2020; 10: 52-65.
- 54) Brown JE. Graduate Nurses' Perception of the Effect of Simulation on Reducing the Theory-Practice Gap. *SAGE Open Nurs* 2019; 5: 1-11.
- 55) Jung D, Lee SH, Kang SJ, Kim JH. Development and evaluation of a clinical simulation for new graduate nurses: A multi-site pilot study. *Nurse Educ Today* 2017; 49: 84-89.
- 56) Jeffries PR, Rodgers B, Adamson K. NLN Jeffries simulation theory: Brief narrative description. *Nurs Educ Perspect* 2015; 36: 292-293.